

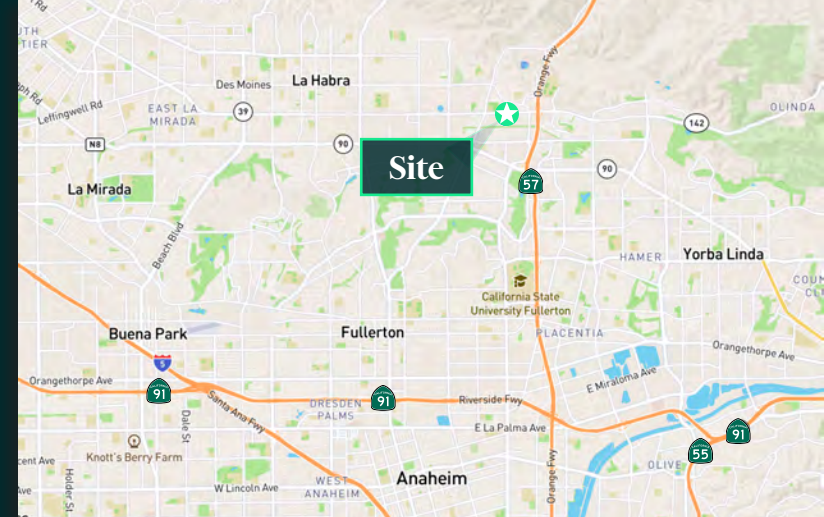
±3,800 SF to ±8,940 SF Industrial Units for Lease

386, 396 and 398 Cliffwood Park Street, Brea, CA

MULTI-TENANT INDUSTRIAL PARK | DESIRABLE BREA LOCATION



Property Highlights



Desirable Brea Location



Multiple Industrial Units Available



18' Warehouse Clearance



Good Visibility



Easy Access to 57, 91 & I-5 Freeways



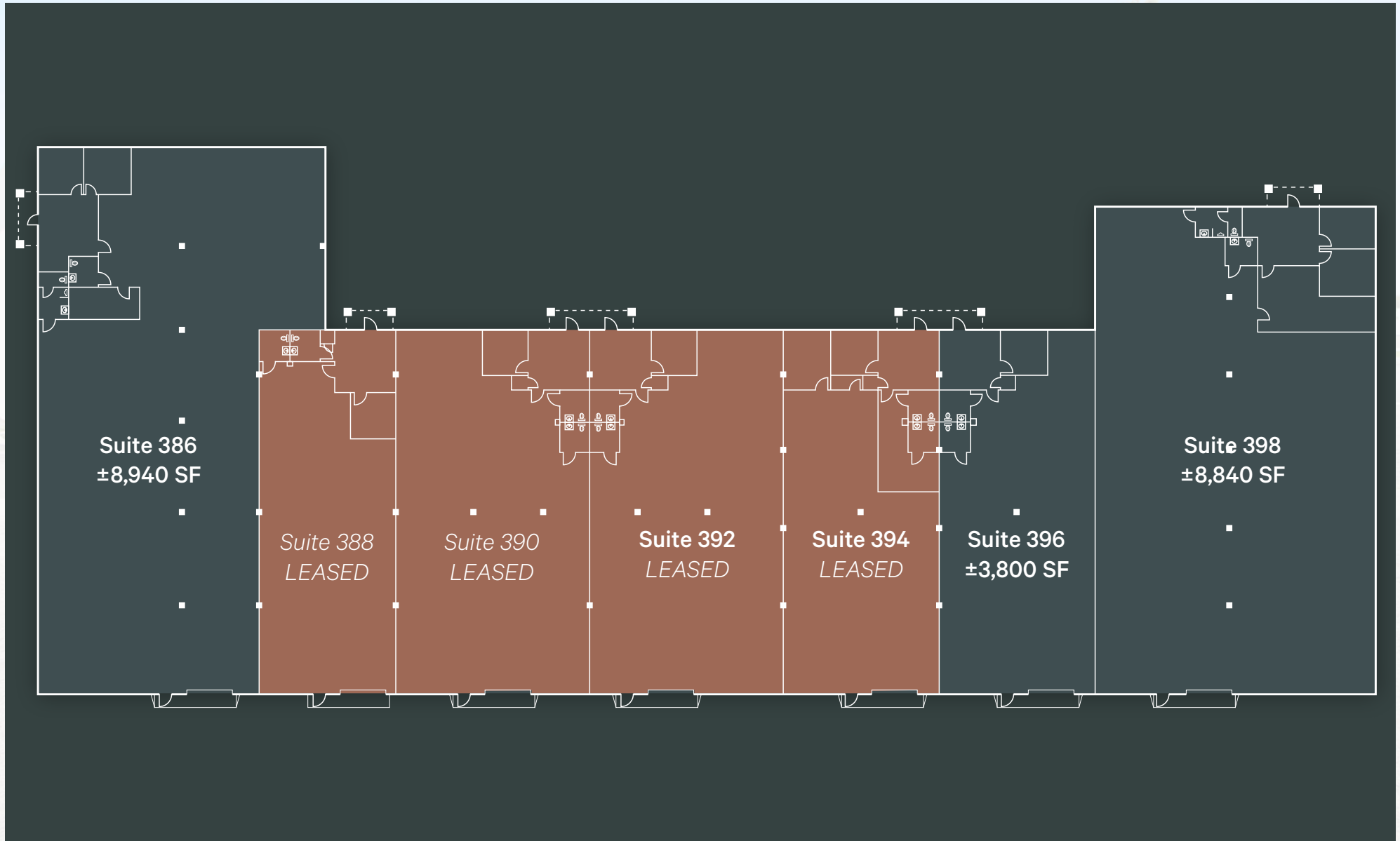
3.0:1,000 Parking Ratio



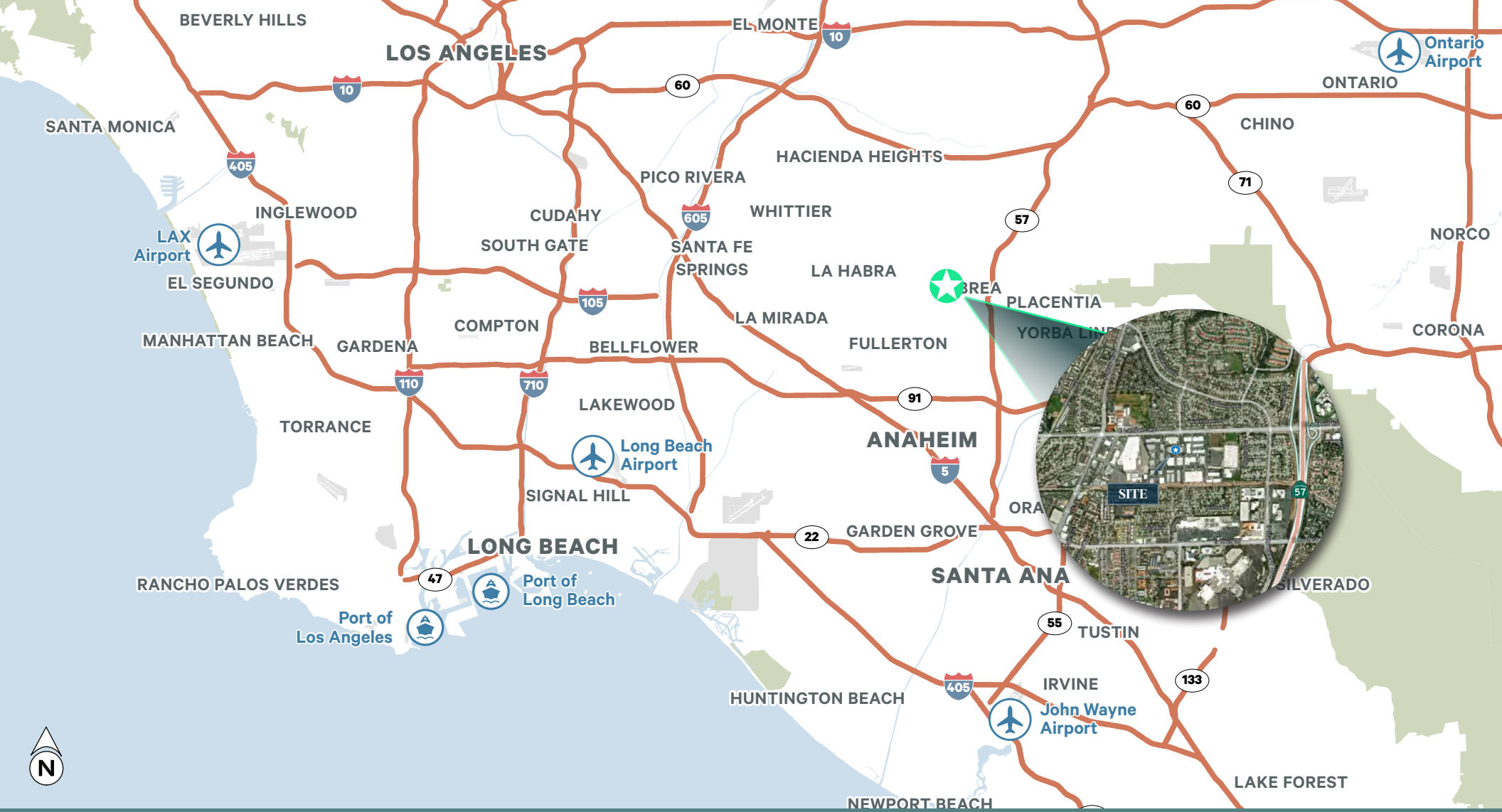
Retail Amenities Nearby

Address	Size Available	Office SF	Misc Space	Loading
386 Cliffwood Park	±8,940 SF	±600 SF	Reception Area Three (3) Private Offices	One (1) Grade-Level Door
396 Cliffwood Park	±3,800 SF	±400 SF	Reception Area One (1) Private Office	One (1) Grade-Level Door
398 Cliffwood Park	±8,840 SF	±600 SF	Reception Area Three (3) Private Offices	One (1) Grade-Level Door

Site Plan







Contact Us

Keith Greer
 Senior Vice President
 +1 714 371 9209
 keith.greer@cbre.com
 Lic. 01899022

David L. Phares
 D.L. Phares & Associates
 +1 951 695 7600
 dphares@dlphares.com

Joshua Samuels
 Associate
 +1 714 371 9247
 joshua.samuels@cbre.com
 Lic. 02034678

Oscar Vargas, Jr.
 Associate
 +1 714 371 9238
 oscar.vargasjr@cbre.com
 Lic. 02105193



© 2024 CBRE, Inc. All rights reserved. This information has been obtained from sources believed reliable, but has not been verified for accuracy or completeness. You should conduct a careful, independent investigation of the property and verify all information. Any reliance on this information is solely at your own risk. CBRE and the CBRE logo are service marks of CBRE, Inc. All other marks displayed on this document are the property of their respective owners, and the use of such logos does not imply any affiliation with or endorsement of CBRE. Photos herein are the property of their respective owners. Use of these images without the express written consent of the owner is prohibited.